

INSTRUCTION MANUAL

CR24105f2.8-Z Zoom Gear for Canon RF 24-105mm F2.8L IS USM Z

PN# 19600

FORWORD

Thank you for your purchase of a NAUTICAM product.

At NAUTICAM, we pride ourselves in the ability to recognize the requirements of professional as well as amateur underwater photographers and fulfill them through the innovative designs of our products. We strive to achieve a high level of user-friendliness by allowing stress-free installation and easy operation of all important functions of the camera.

Each product is individually inspected and water pressure tested to ensure optimum quality.

Please read this manual carefully before using the product, this will maximize its performance as well as its lifetime.

PRECAUTIONS

- After installation of the port combo, please make sure the O-ring (s) are free from debris and uneven surface issues.
- A water-tight/vacuum test without the camera inside the housing is highly recommended after the changing of port and O-ring(s).
- Do not use lubricants from other brands with the silicone rubber O-ring on this housing, only use the lubricant provided by NAUTICAM.
- Discontinue use immediately should you notice any leakage.
- Do not open the product in a wet or sandy environment. Protect the interior from moisture and debris in order to prevent malfunction or leakage.
- Defective products should be shipped to our distributors for service, unauthorized disassembling and/or modifications could result in malfunction or leakage.
- When travelling by air, do not travel with any port installed as this may lead to a pressure difference between the atmosphere and inside the housing.

All NAUTICAM Products are warranted against any material and manufacturing defects for two years from the date of purchase for consumer use. This warranty only applies to products purchased from authorized NAUTICAM dealers and does not extend beyond the original retail purchaser.

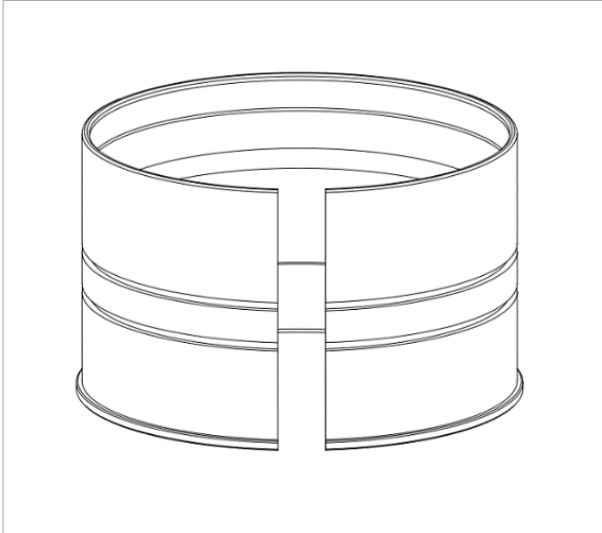
To return your product for service, please contact your regional authorized service center(s). Please note that this warranty only applies when the product is purchased in the territory where the service center is located.

NAUTICAM does not hold responsibility for damage, of any nature, to any equipment used with and/or placed within our products. NAUTICAM accepts no liability for any loss of captured images or the inability to capture images even if it is due to the malfunctioning of our products.

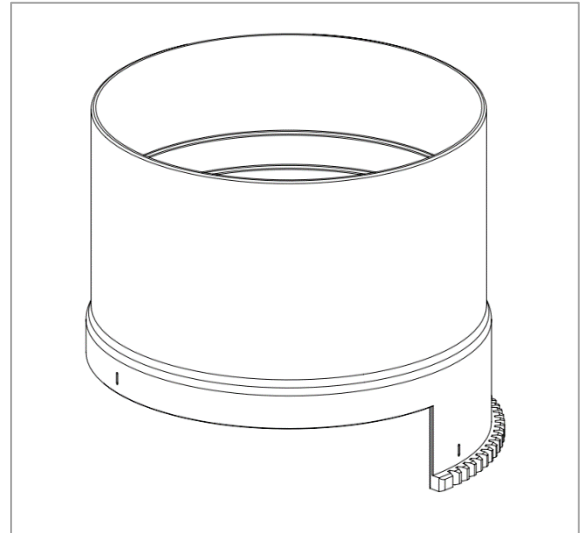
Unauthorized modifications and/or repairs of our products will automatically invalidate the warranty.

PACKAGE CONTENTS

- Make sure that you have all the included items listed below before using this product.
- If some items are missing or damaged, contact us and the local Nauticam dealer.

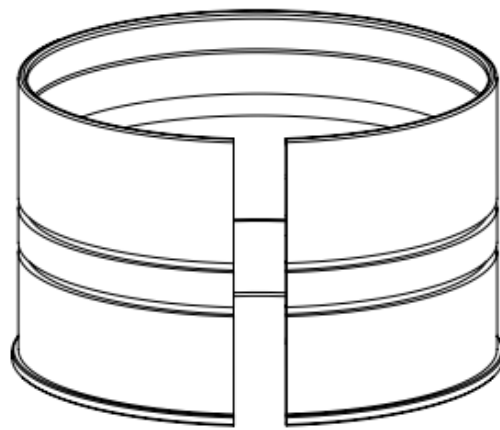


Plastic C-ring for Zoom Gear

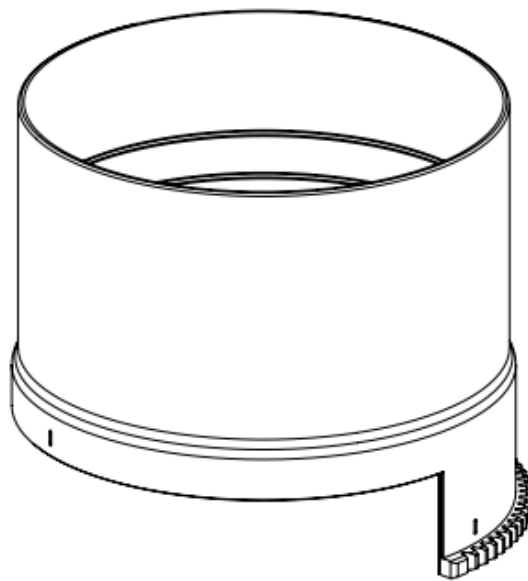


CR24105f2.8-Z Zoom Gear

IDENTIFICATION OF PARTS



— Plastic C-ring for Zoom Gear



— CR24105f2.8-Z Zoom Gear

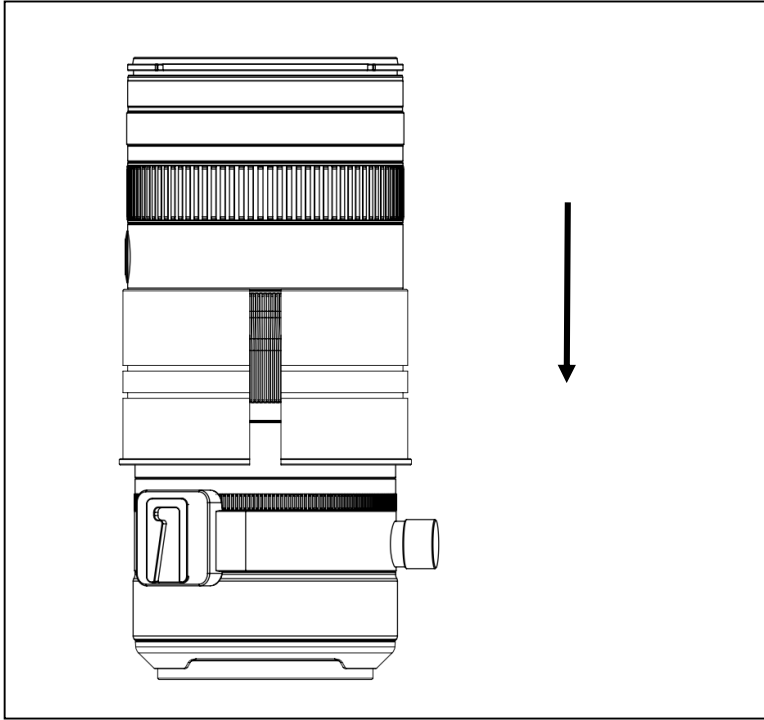


— Spare rubber grips

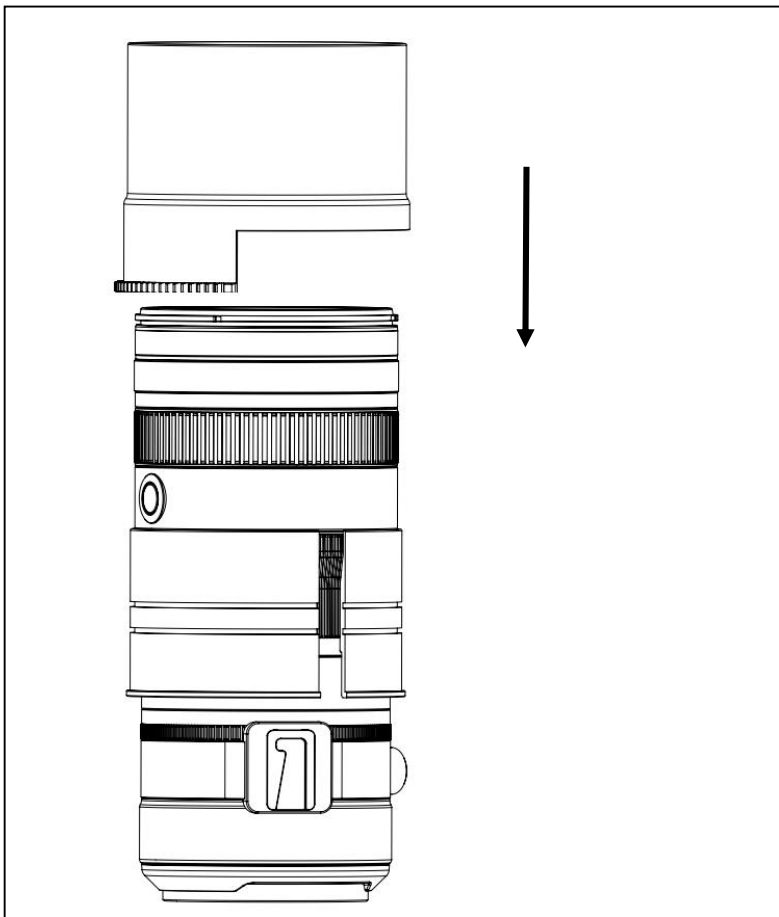
Remarks:

The tightness between the gear and the lens can be adjusted by removing or adding rubber grips on either sides of the plastic C-ring, total 6 rubber grips are included in the package.

MOUNT THE GEARS ON A LENS

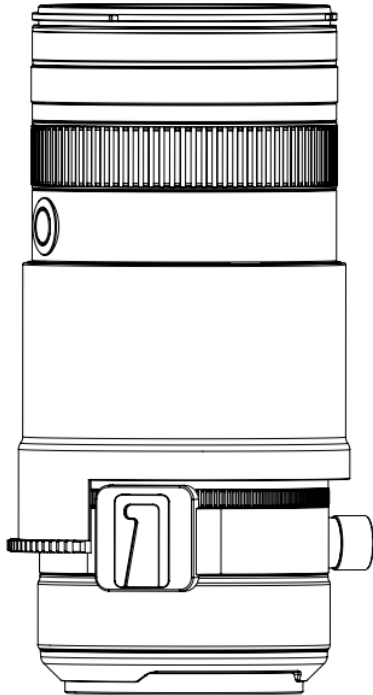


1. Insert the plastic C-ring as shown and place it over the lens zoom ring.



2. Insert the zoom gear on the plastic C-ring until it reaches the flange of the plastic C-ring.

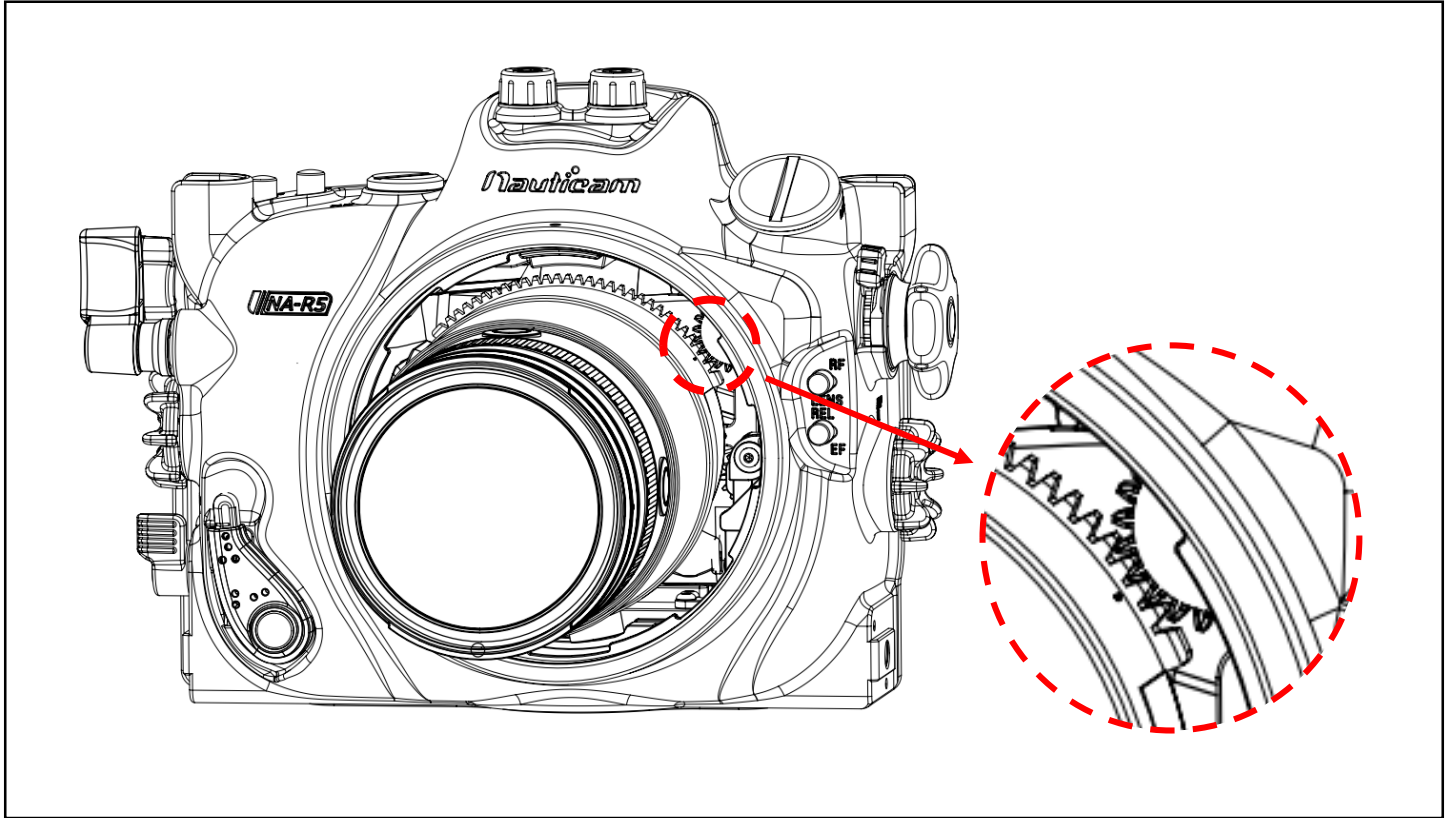
MOUNT THE GEARS ON A LENS



3. To remove the CR24105f2.8 Zoom Gear, reverse the above steps.

The tightness between the CR24105 f2.8-Z Zoom Gear and the lens can be adjusted by removing or adding rubber grips on either sides of the plastic C-ring, spare rubber grips are included in the package.

CONTROL THE GEAR



The CR24105f2.8-Z Zoom Gear can be controlled by zoom/focus knob of the housing.

After mount the camera and lens (with gear installed) on the housing, confirm that the zoom/focus knob operates correctly.

SPECIFICATIONS

#19600 CR24105f2.8-Z Zoom Gear for Canon RF 24-105mm F2.8L IS USM Z

Dimensions:	DIA102.0×83.50mm
-------------	------------------

Type:	Zoom gear
-------	-----------

Compatible lens:	Canon RF 24-105mm F2.8L IS USM Z
------------------	----------------------------------

Remark:

Nauticam supports only e-manuals. Please download corresponding product manuals on google drive <https://bit.ly/Nauticammanual>, or contact us for e-manuals.

CARE AND MAINTENANCE

- Soak the housing system in fresh water after each use, during which all control buttons/knobs should be operated a few times to avoid the accumulation of salt residue; wipe the housing with a towel before opening.
- After removing the housing from the rinse tank, carefully press the housing lock safety button for a few times to avoid the accumulation of salt residue.
- After each day of diving, it is advisable to have both the housing main O-ring and port O-ring removed from its groove with the O-ring remover and inspected for damage. Also check that the O-ring retains its original circular shape; never stretch the O-ring excessively or remove it with a sharp object. The O-ring groove should be cleaned to ensure it is free from any salt deposit or foreign material; lightly coat the O-ring with the provided lubricant before reinstalling it in the groove. A damaged O-ring should be discarded immediately and replaced only with one that is provided by NAUTICAM.

Please refer to "Nauticam Product Care and Maintenance Guide" for more details.